

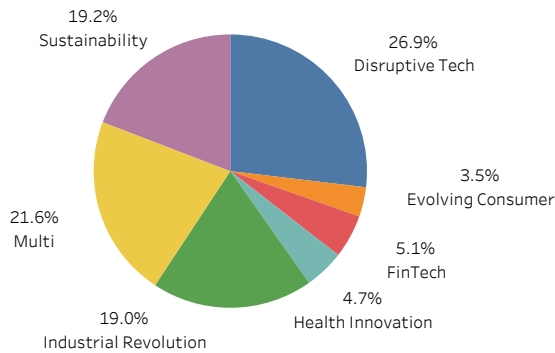


- The ETF All-Stars Thematic Composite Index added 14 companies and dropped 6 companies in the April rebalance bringing the total number of securities to 144
- Notable adds include Netflix (NFLX) and Toyota Motor Group (7203-JP)
- Twitter (TWTR), Microstrategy (MSTR), and Wolfspeed (WOLF) were all removed from the index
- Tesla (TSLA) was upweighted 69 bps to the maximum 5% level while Enphase Energy (ENPH) was downweighted 38 bps to 3.71%
- The Top 10 holdings now represent 30.03% of the index

## May Fund Launches

| Ticker | Fund                                      | Inception | Segment               | Thematic Group | AUM  | Expense Ratio |
|--------|---|-----------|-----------------------|----------------|------|---------------|
| BULD   | Pacer BlueStar Engineering the Future ETF | 5/4/2022  | Industrial Revolution | Broad-based    | \$1M | 60            |

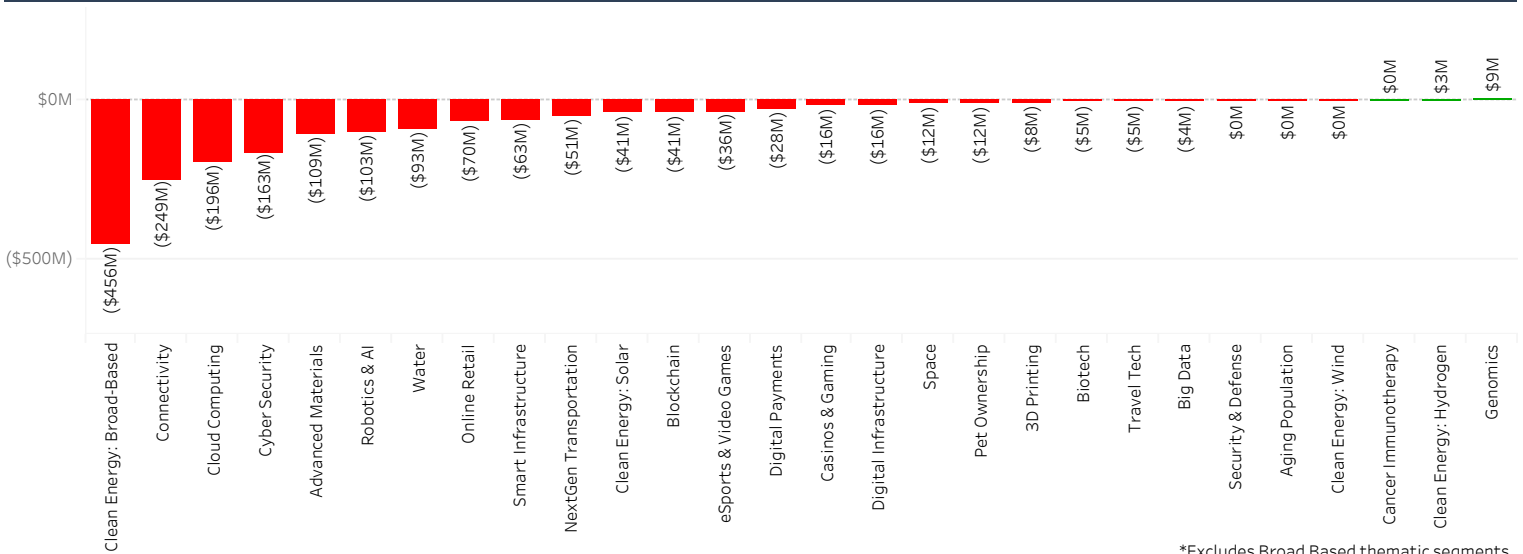
## Thematic AUM Makeup



## Changes to Thematic Segments

| Segment               | Change in # of Funds | Change in AUM     |
|-----------------------|----------------------|-------------------|
| Disruptive Tech       | -1                   | (\$2,225M)        |
| Evolving Consumer     | 1                    | (\$274M)          |
| FinTech               | 0                    | (\$587M)          |
| Health Innovation     | 0                    | (\$132M)          |
| Industrial Revolution | 0                    | \$167M            |
| Multi                 | 0                    | (\$351M)          |
| Sustainability        | 0                    | \$210M            |
| <b>Grand Total</b>    | <b>0</b>             | <b>(\$3,193M)</b> |

## 30 Day Thematic Group Flows



\*Excludes Broad Based thematic segments

## Monthly Flow Leaders

| Ticker | Fund  | 1 Mo  | AUM      |
|--------|---|-------|----------|
| KOMP   | SPDR S&P Kensho New Economies Composite ETF | \$46M | \$1,630M |
| GNOM   | Global X Genomics & Biotechnology ETF       | \$44M | \$127M   |
| TAN    | Invesco Solar ETF                           | \$24M | \$2,050M |
| CNRG   | SPDR S&P Kensho Clean Power ETF             | \$22M | \$247M   |
| ARKF   | ARK Fintech Innovation ETF                  | \$7M  | \$1,061M |

## Monthly Flows Laggards

| Ticker | Fund                                 | 1 Mo     | AUM      |
|--------|--------------------------------------|----------|----------|
| ICLN   | iShares Global Clean Energy ETF      | (\$213M) | \$4,867M |
| NXTG   | First Trust Indxx NextG ETF          | (\$181M) | \$840M   |
| SKYY   | First Trust Cloud Computing ETF      | (\$162M) | \$3,951M |
| XT     | iShares Exponential Technologies ETF | (\$90M)  | \$3,172M |
| ARKK   | ARK Innovation ETF                   | (\$85M)  | \$8,759M |



## Adds

| Ticker  | Company                                 | Sector                 | Industry  | Country       | New Weight |
|---------|---|------------------------|---|---------------|------------|
| SHLS    | Shoals Technologies Group, Inc. Class A | Industrials            | Electrical Equipment                                  | United States | 0.29%      |
| NFLX    | Netflix, Inc.                           | Communication Servi..  | Entertainment   | United States | 0.29%      |
| TTWO    | Take-Two Interactive Software, Inc.     | Communication Servi..  | Entertainment   | United States | 0.28%      |
| SGRE-ES | Siemens Gamesa Renewable Energy, S.A.   | Industrials            | Electrical Equipment                                  | Spain         | 0.27%      |
| PTC     | PTC Inc.                                | Information Technolo.. | Software  | United States | 0.26%      |
| ARRY    | Array Technologies Inc                  | Industrials            | Electrical Equipment                                  | United States | 0.26%      |
| 6861-JP | Keyence Corporation                     | Information Technolo.. | Electronic Equipment Instruments & Components         | Japan         | 0.23%      |
| HON     | Honeywell International Inc.            | Industrials            | Industrial Conglomerates                              | United States | 0.22%      |
| EDPR-PT | EDP Renovaveis SA                       | Utilities              | Independent Power and Renewable Electricity Produce.. | Spain         | 0.20%      |
| 7203-JP | Toyota Motor Corp.                      | Consumer Discretion..  | Automobiles   | Japan         | 0.20%      |
| ECV-DE  | Encavis AG                              | Utilities              | Independent Power and Renewable Electricity Produce.. | Germany       | 0.19%      |
| TER     | Teradyne, Inc.                          | Information Technolo.. | Semiconductors & Semiconductor Equipment              | United States | 0.19%      |
| HPE     | Hewlett Packard Enterprise Co.          | Information Technolo.. | Technology Hardware Storage & Peripherals             | United States | 0.19%      |
| WMS     | Advanced Drainage Systems, Inc.         | Industrials            | Building Products                                     | United States | 0.19%      |

## Drops

| Ticker  | Company                            | Sector                 | Industry                                 | Country       | Old Weight |
|---------|------------------------------------|------------------------|--|---------------|------------|
| TWTR    | Twitter, Inc.                      | Communication Services | Interactive Media & Services             | United States | 0.32%      |
| 1772-HK | Ganfeng Lithium Co., Ltd. Class H  | Materials              | Metals & Mining                          | China         | 0.30%      |
| ILMN    | Illumina, Inc.                     | Health Care            | Life Sciences Tools & Services           | United States | 0.20%      |
| MSTR    | MicroStrategy Incorporated Class A | Information Technology | Software                                 | United States | 0.18%      |
| MDB     | MongoDB, Inc. Class A              | Information Technology | IT Services                              | United States | 0.18%      |
| WOLF    | Wolfspeed Inc                      | Information Technology | Semiconductors & Semiconductor Equipment | United States | 0.16%      |

## Largest Weight Changes

| Ticker | Company                       | Sector                 | Industry                                 | Country       | Change (%) |
|--------|-------------------------------|------------------------|--|---------------|------------|
| TSLA   | Tesla Inc                     | Consumer Discretionary | Automobiles                              | United States | 0.69%      |
| COIN   | Coinbase Global, Inc. Class A | Financials             | Capital Markets                          | United States | 0.19%      |
| SHOP   | Shopify, Inc. Class A         | Information Technology | IT Services                              | Canada        | 0.18%      |
| FB     | Meta Platforms Inc. Class A   | Communication Services | Interactive Media & Services             | United States | 0.15%      |
| SQ     | Block Inc Class A             | Information Technology | IT Services                              | United States | 0.10%      |
| PANW   | Palo Alto Networks, Inc.      | Information Technology | Software                                 | United States | -0.20%     |
| SEDG   | SolarEdge Technologies, Inc.  | Information Technology | Semiconductors & Semiconductor Equipment | Israel        | -0.23%     |
| ALB    | Albemarle Corporation         | Materials              | Chemicals                                | United States | -0.32%     |
| ENPH   | Enphase Energy, Inc.          | Information Technology | Semiconductors & Semiconductor Equipment | United States | -0.38%     |
| TDOC   | Teladoc Health, Inc.          | Health Care            | Health Care Technology                   | United States | -0.56%     |

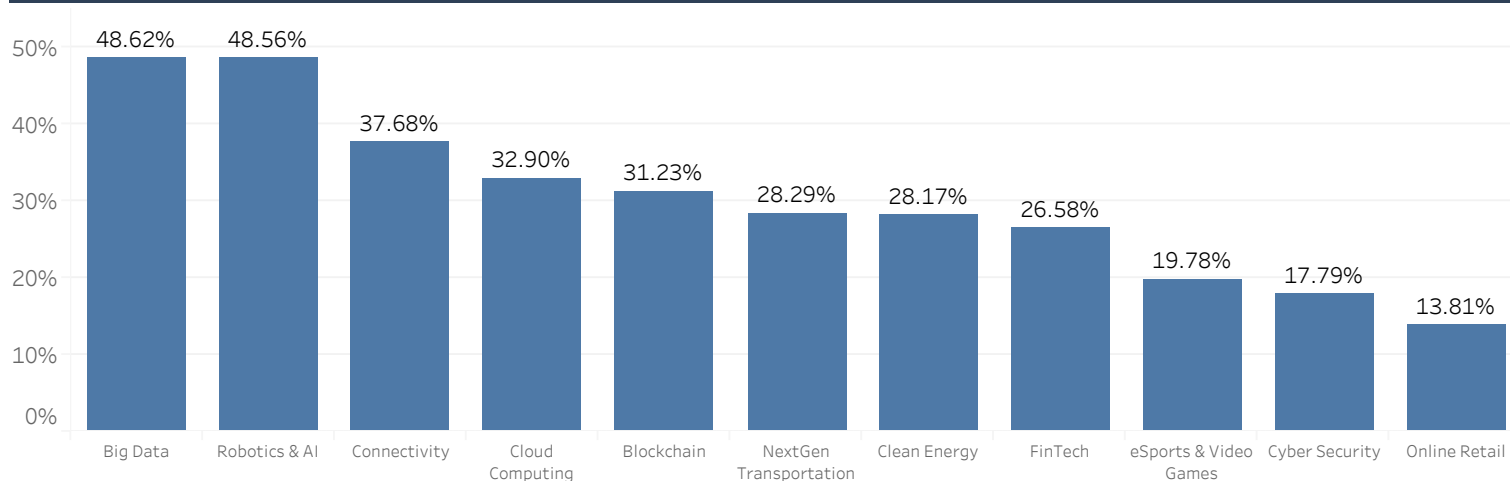
\*Thematic landscape data is represented by ETF universe used for the ETF All-Stars Thematic Composite using the ETF Action Classification System. ETFs classified as Sub-asset class Equity>Thematic composite ETFs>Market U.S. or Global, ex-cannabis. Excludes inverse funds.\*\*Flows delayed one day.



## Top 10 Holdings

| Ticker | Company                            | Sector                 | Industry                                 | Country       | Weight |
|--------|------------------------------------|------------------------|--|---------------|--------|
| TSLA   | Tesla Inc                          | Consumer Discretionary | Automobiles                              | United States | 5.00%  |
| NVDA   | NVIDIA Corporation                 | Information Technology | Semiconductors & Semiconductor Equipment | United States | 4.73%  |
| ENPH   | Enphase Energy, Inc.               | Information Technology | Semiconductors & Semiconductor Equipment | United States | 3.71%  |
| GOOGL  | Alphabet Inc. Class A              | Communication Services | Interactive Media & Services             | United States | 3.02%  |
| SQ     | Block Inc Class A                  | Information Technology | IT Services                              | United States | 2.69%  |
| SEDG   | SolarEdge Technologies, Inc.       | Information Technology | Semiconductors & Semiconductor Equipment | Israel        | 2.65%  |
| MSFT   | Microsoft Corporation              | Information Technology | Software                                 | United States | 2.25%  |
| PANW   | Palo Alto Networks, Inc.           | Information Technology | Software                                 | United States | 2.03%  |
| AMZN   | Amazon.com, Inc.                   | Consumer Discretionary | Internet & Direct Marketing Retail       | United States | 2.01%  |
| CRWD   | CrowdStrike Holdings, Inc. Class A | Information Technology | Software                                 | United States | 1.93%  |

## All-Stars Aggregate Exposure by Select Thematic ETFs\*



\*Aggregate exposure is the sum of all companies held within the Thematic All-Stars Composite Index that are also held in select ETFs that represent individual thematic segments

## Disclaimer of Warranties

Except for the express warranties set forth in the terms of service, all services, including all ETF Action materials, are provided on an "as is," "where is" basis, and ETF Action and its licensors disclaim all representations or warranties, express or implied as to the services. ETF Action and its licensors specifically disclaim all implied warranties of merchantability, fitness for a particular purpose, title and non-infringement, and all warranties arising from course of dealing, usage or trade practice. Without limiting the foregoing, ETF Action and its licensors make no warranty of any kind that the services or ETF Action materials, or any products or results of the use thereof, will meet customer's or any other person's requirements, operate without interruption, achieve any intended result, be compatible or work with any software, system or other services, or be secure, accurate, complete, timely, free of harmful code or error free. All third-party materials are provided "as is" and any representation or warranty of or concerning any third-party materials is strictly between customer and the third-party owner or distributor of the third-party materials.

Additional Disclaimers The services are not intended and should not be construed as financial or investment advice, a recommendation or promotion. Neither ETF Action nor its licensors shall be responsible for investment decisions, damages, or other losses resulting from use of the services. Past performance does not guarantee future performance. Neither ETF Action nor its licensors shall be considered an "expert" under the securities act of 1933. Neither ETF Action nor its licensors warrant that the services comply with the requirements of the NASD or any similar organization or with the securities laws of any jurisdiction. Any information contained in in the services should not be acted upon without obtaining specific legal, tax, and investment advice from a licensed professional. Distribution prohibited without prior permission. Full terms of service, including terms of use, copyrights, and disclaimers are available at <https://www.etfaction.com/terms>.

© Copyright ETF Action, Inc. All Rights Reserved.

## Data Reliability and Definitions

ETF Action, LLC believes the information herein to be accurate (at time of publication) and was obtained from reliable sources, but makes no guarantees with respect to its accuracy. Calculations of fundamental data are based on weighted averages of reported results and consensus estimates of current ETF constituents. Valuation data (price/earnings, price/sales, price/cash flow, price/book value) are calculated using per share data divided by current NAV of corresponding ETF. Performance, risk and technical data (moving averages, relative performance, RSI) calculated for specified periods using ETF market price which may differ from net asset value (NAV). ETF Action Sector Beta Composites represent ETFs that meet stringent criteria surrounding index methodology, liquidity, assets under management, and management fee.

\*Thematic landscape data is represented by ETF universe used for the ETF All-Stars Thematic Composite using the ETF Action Classification System. ETFs classified as Sub-asset class Equity>Thematic composite ETFs>Market U.S. or Global, ex-cannabis. Excludes inverse funds.\*\*Flows delayed one day.